

# EURISOL DS PSI Task 2-4

**F. Groeschel**

**Kick-off Meeting  
CERN, 10.-11.3.2005**

# Contents

What is PSI

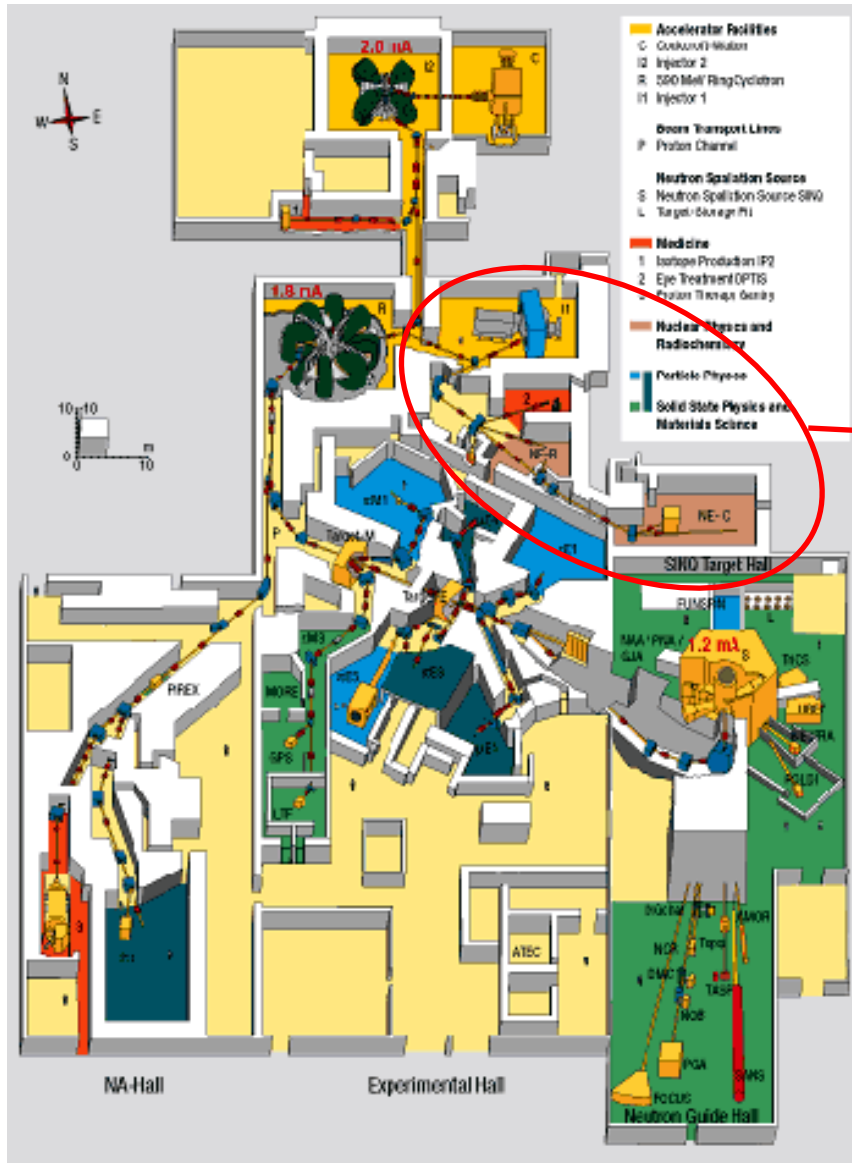
Accelerator Complex and SINQ

MEGAPIE

Experience and capabilities


Injector 1 and LISOR facility

Plans 1st year



# PSI Accelerator Facility

Injector 1



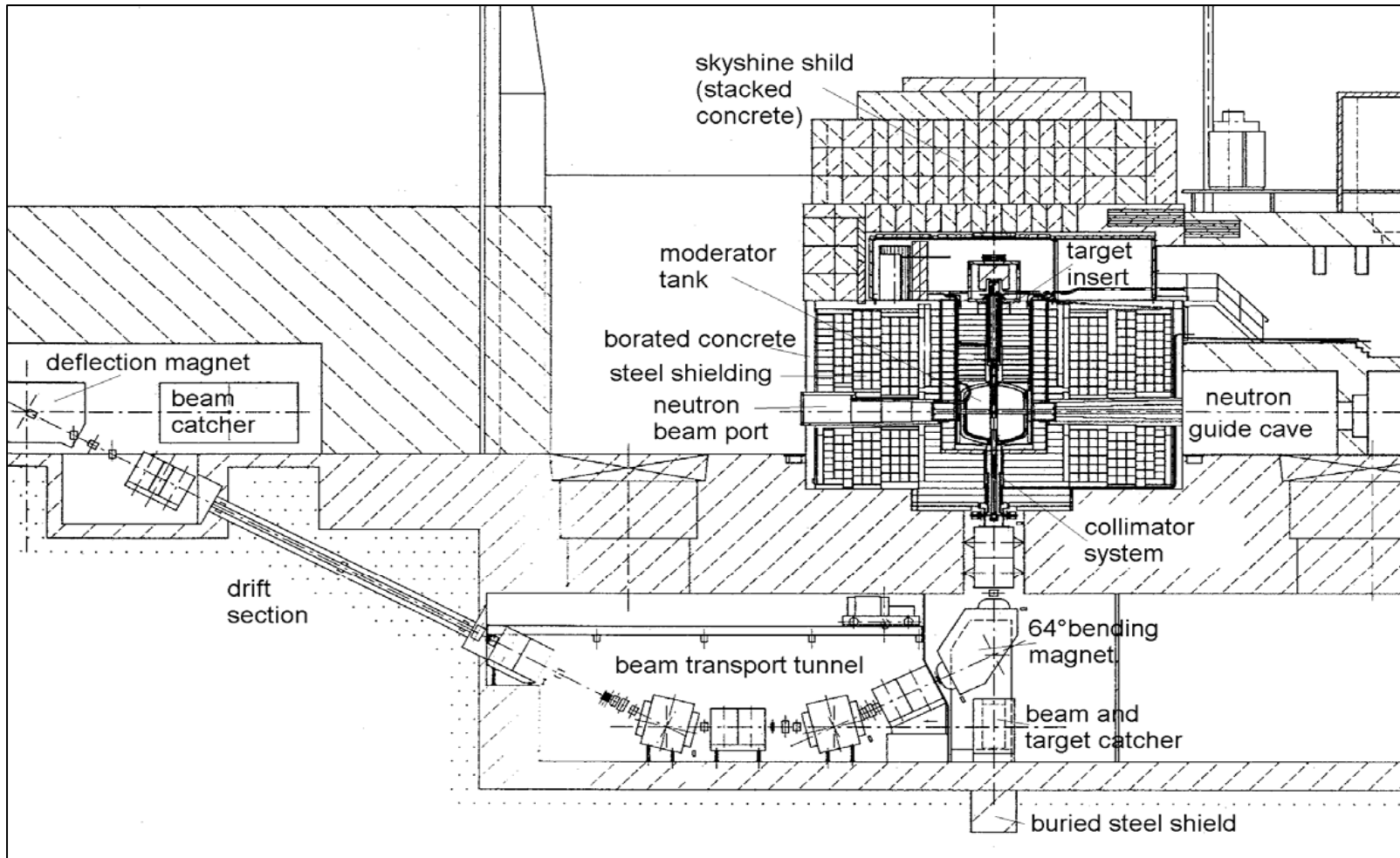


# SINQ Target Block with Cold Box and Top Shielding

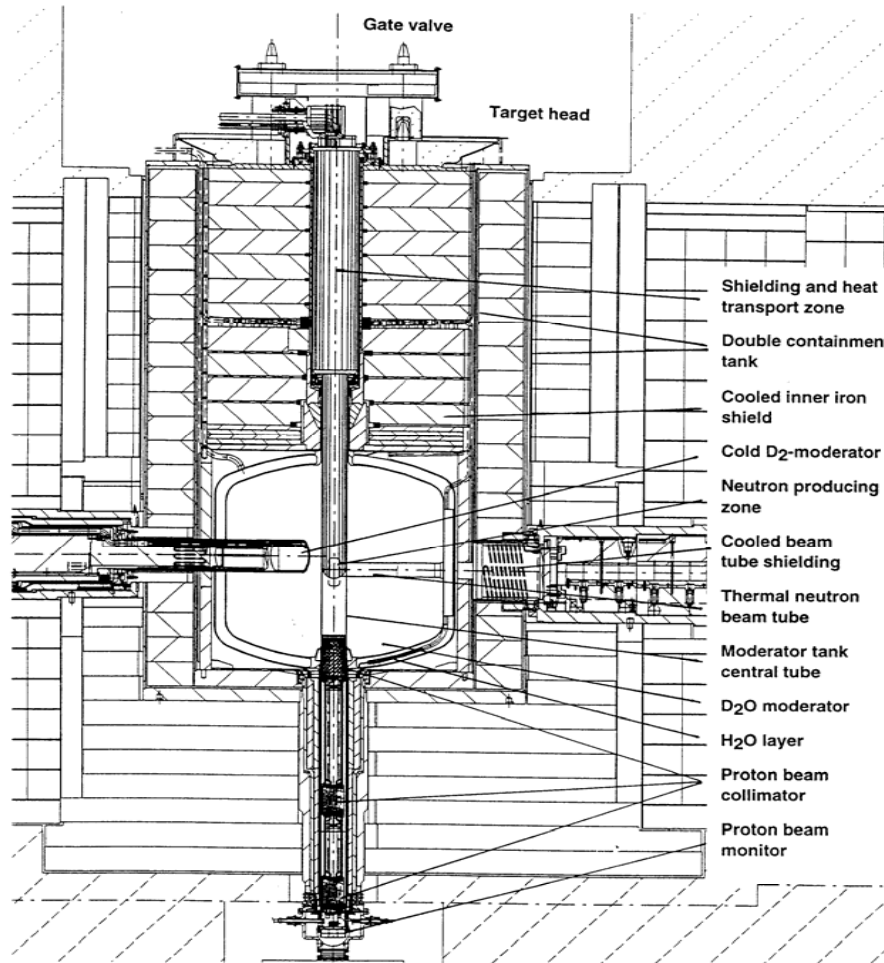




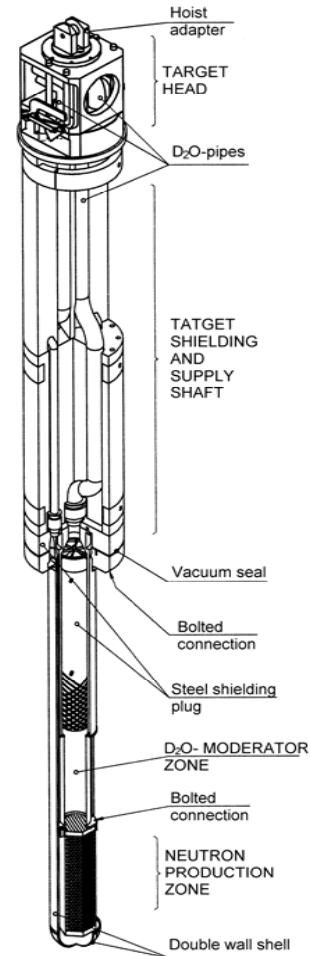
# SINQ Spallation Neutron Source



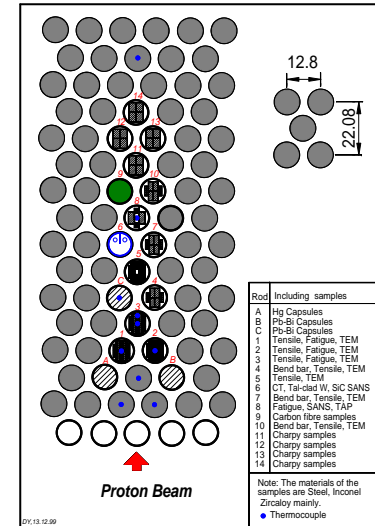
# SINQ and Target

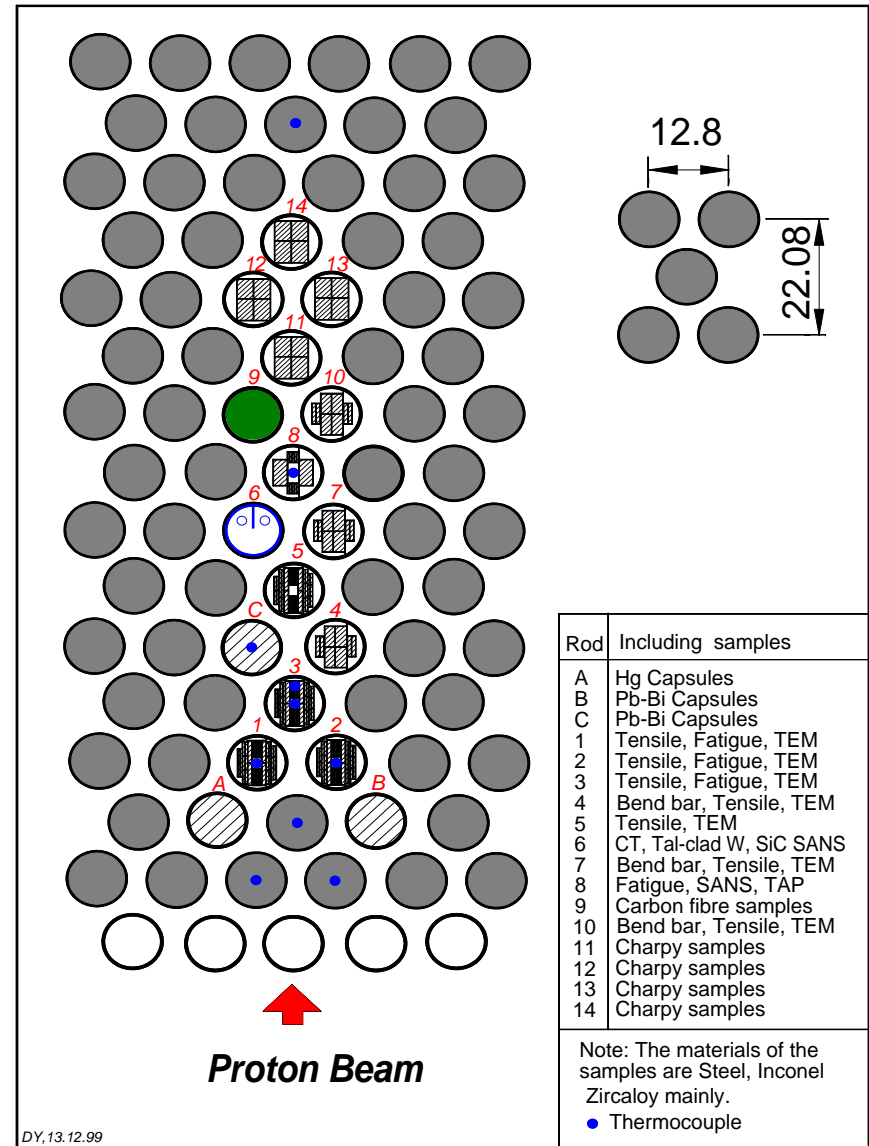



SINQ Target Block



Solid Target





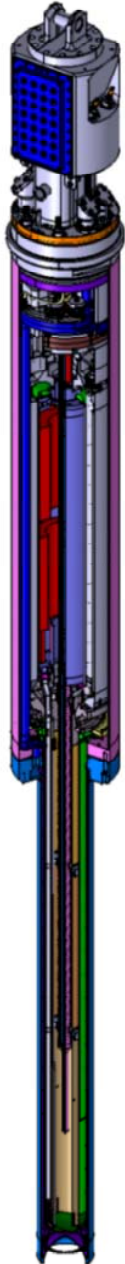
## SINQ Target Irradiation Program

Spallation Targets

Fusion Materials

Generation IV reactors

## MEGAPIE Target



### Dimensions

Length:	5.35.m	Weight:	1.5 t
LBE volume:	82 l	Gas Volume:	2 l
Design pressure:	16 bar	Operating pressure:	0-3.2 bar
Design Temperature:	400°C	Insulation Gas:	0.5 bar He

### Materials

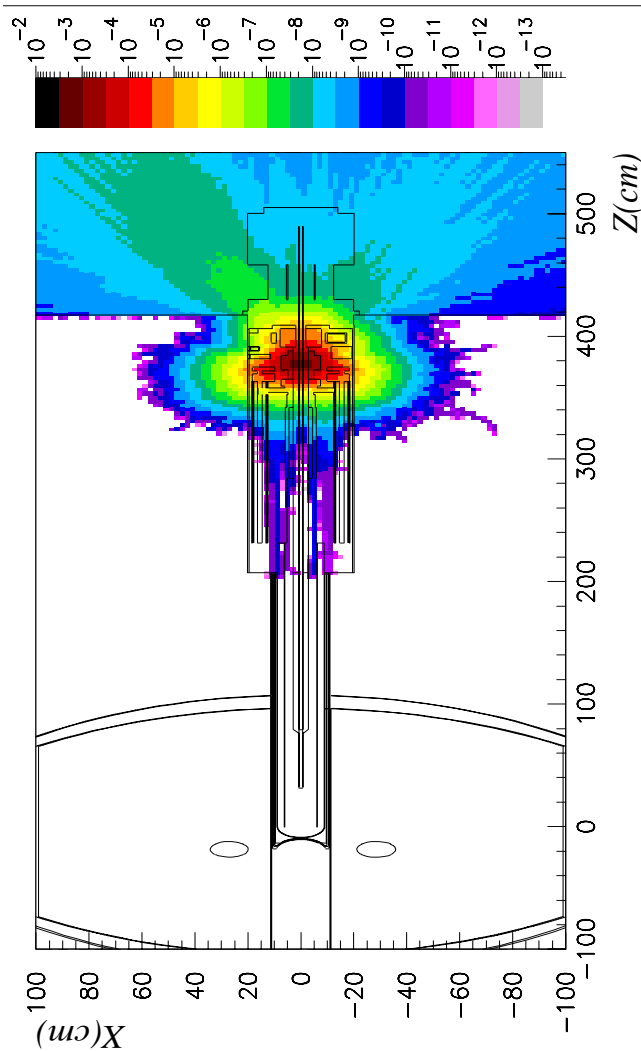
Lower Liquid Metal Container:	T91
Upper Container:	316L
Lower Target Enclosure:	AlMg3

### Heat Removal and Beam Window Cooling

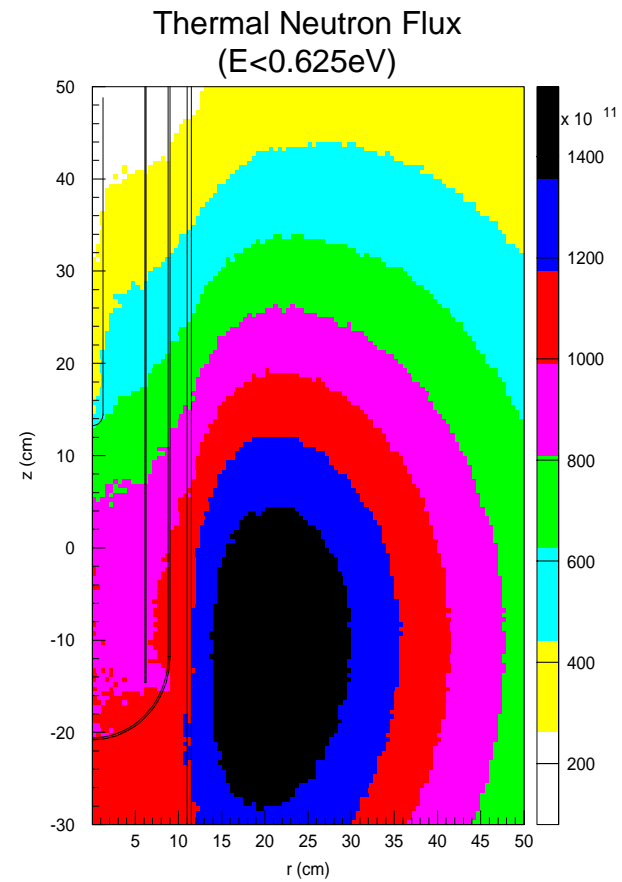
Deposited Heat:	650 kW
Forced convection assisted by buoyancy	
Main pump:	EM in-line pump (4l/sec)
Bypass pump:	EM in-line pump (0.35l/sec)



# Nuclear calculations

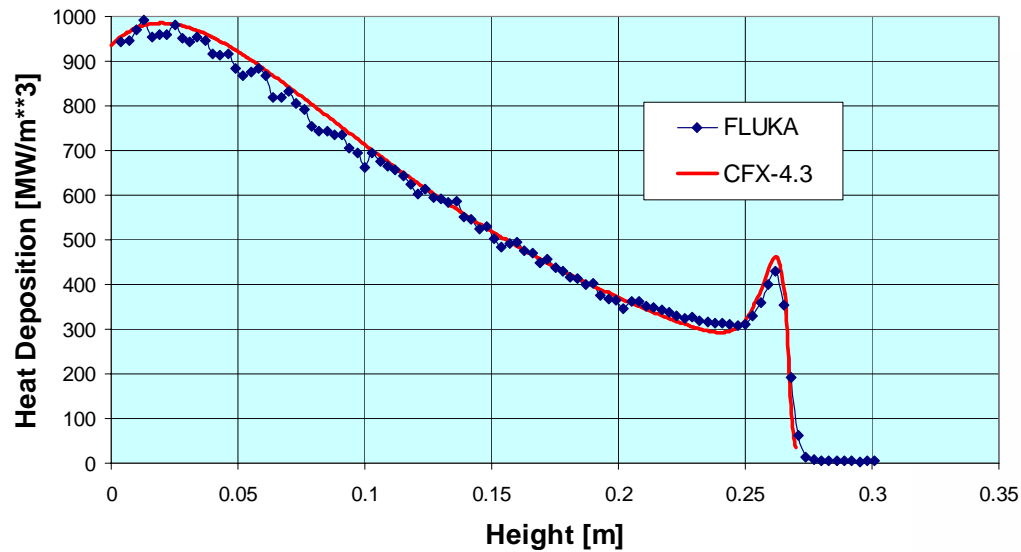


FLUKA



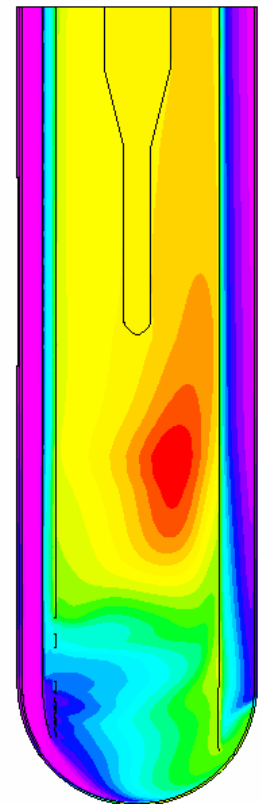



MCNPX

# Fluid dynamics - CFD

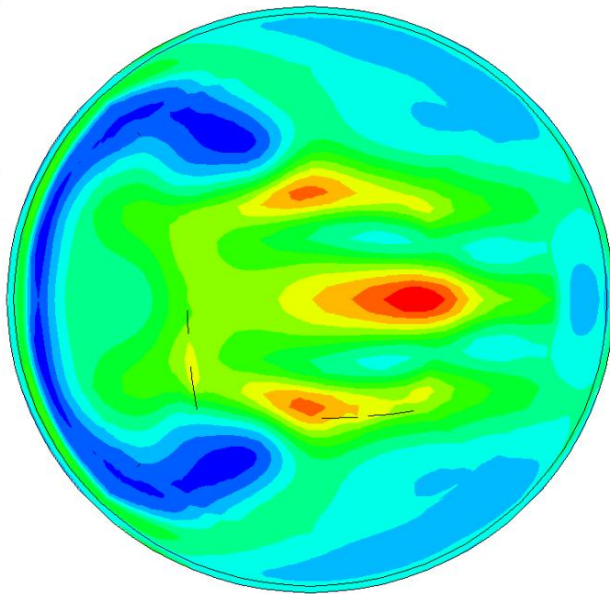
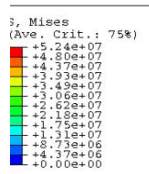


CFX4 – CFX5

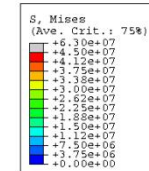
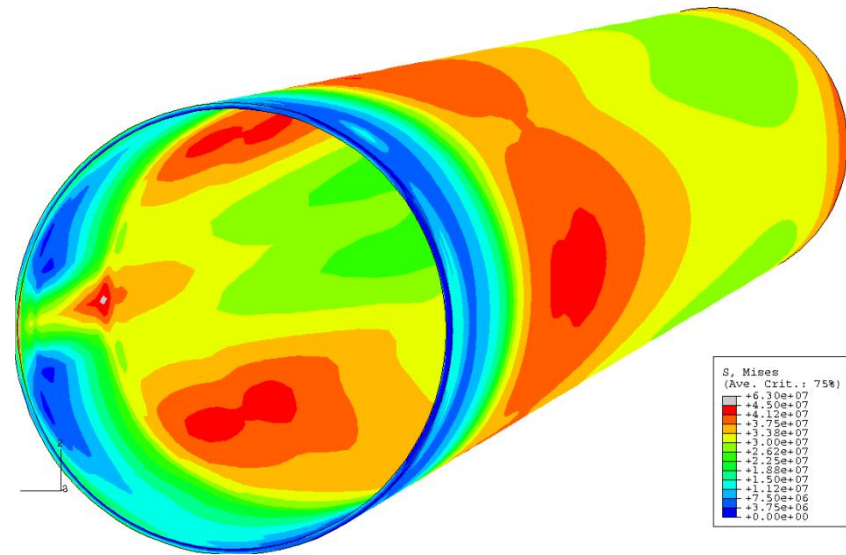
with special free surface capabilities



# Stress analysis



Beam window  
Peak stress 55 MPa

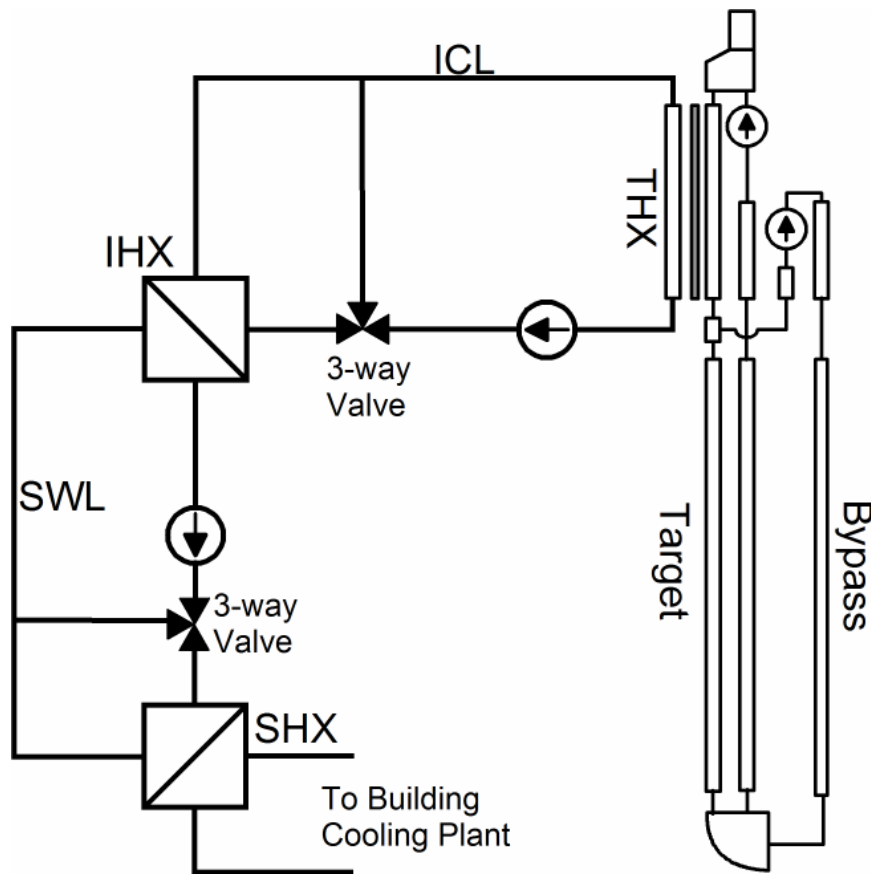


Guide tube  
Peak stress 63 MPa

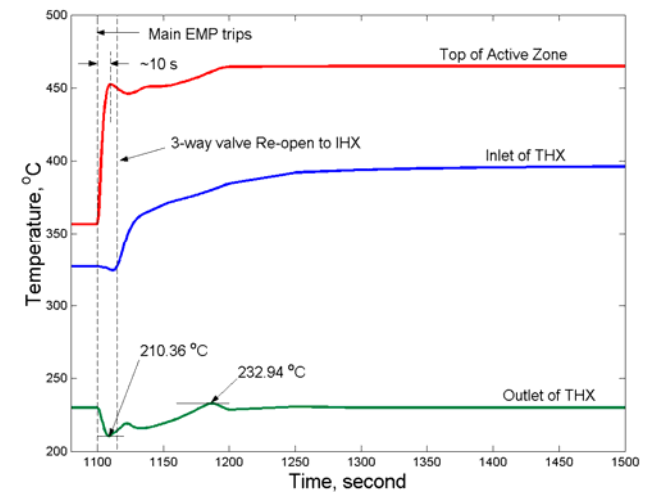
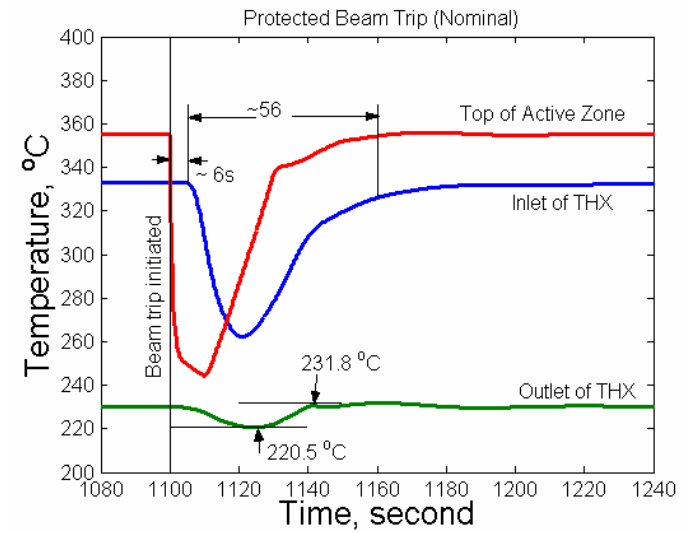
ANSYS FEM code



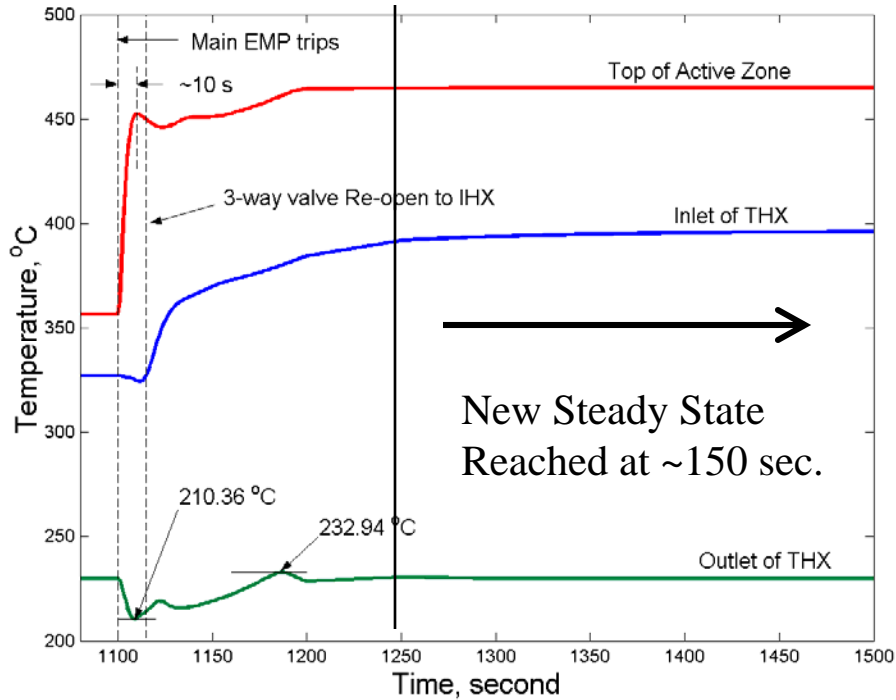
# System Analysis



RELAP5 HLM



# Simulation of Main-Pump Trip



Equilibrium Conditions after Transient:

	THX		IHX		SHX	
	Hot	Cold	Hot	Cold	Hot	Cold
<b>Coolant</b>	<b>LBE</b>	<b>DTHT</b>	<b>DTHT</b>	<b>Water</b>	<b>Water</b>	<b>Water</b>
$T_{\text{Inlet}}, ^\circ\text{C}$	397.	161.	197.	49.5	67.5	30.0
$T_{\text{Outlet}}, ^\circ\text{C}$	230.	197.	113.	67.1	46.0	47.7

	Main Flow	Bypass EMP	Oil Pump	Water Pump
<b>Coolant</b>	<b>LBE</b>	<b>LBE</b>	<b>DTHT</b>	<b>Water</b>
Flow rate, kg/s	23.2	2.43	8.0	8.0

W. Leung, PSI

# Injector 1

Injector 1 is a variable energy cyclotron built by the Dutch company Philips Gloeilampen-fabrieken. Its one-piece magnet has an azimuthally varying magnetic field for vertical focusing even at relativistic energies. The beam energy goes up to 72 MeV for protons and 120 MeV  $Z^2/A$  for ions with charge  $Z$  and mass number  $A$ . Equipped with several ion sources, Injector 1 offers a wide variety of beams ranging from protons and deuterons to light and heavy ions. Polarized beams of protons and deuterons are also available. In 1994 an ECR ion source was installed to extend its ability to accelerate heavy ions.

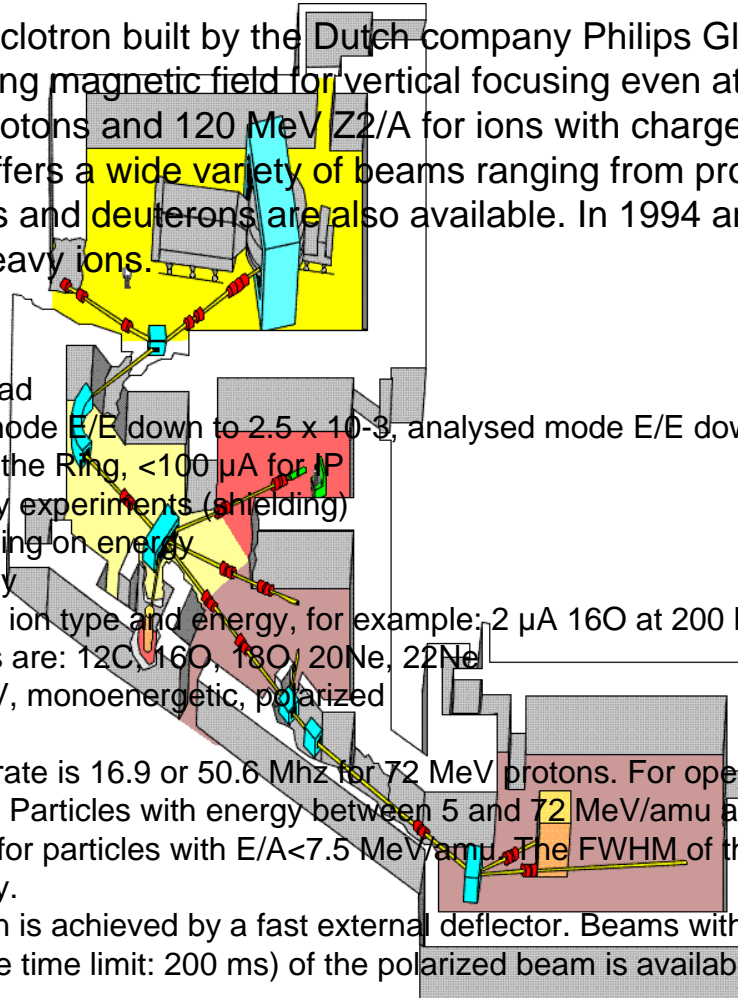
## Typical Beam Properties

- Emittance: for all beams 30 mm mrad
- Energy resolution: dispersionless mode  $E/E$  down to  $2.5 \times 10^{-3}$ , analysed mode  $E/E$  down to  $2 \times 10^{-4}$
- Intensities: p 150  $\mu\text{A}$  as injector for the Ring, <100  $\mu\text{A}$  for IP
  - p, d limited to 10  $\mu\text{A}$  for low energy experiments (shielding)
  - Polarized p, d up to 13  $\mu\text{A}$  depending on energy
  - a up to 15  $\mu\text{A}$  depending on energy
  - Heavy ions strongly depending on ion type and energy, for example: 2  $\mu\text{A}$   $^{16}\text{O}$  at 200 MeV; 10 nA  $^{208}\text{Pb}$  at 600 MeV (design values). Routinely produced species are:  $^{12}\text{C}$ ,  $^{16}\text{O}$ ,  $^{18}\text{O}$ ,  $^{20}\text{Ne}$ ,  $^{22}\text{Ne}$
  - n up to  $5 \times 10^5 \text{ s}^{-1} \text{ cm}^{-2}$ , <70 MeV, monoenergetic, polarized

## Special features

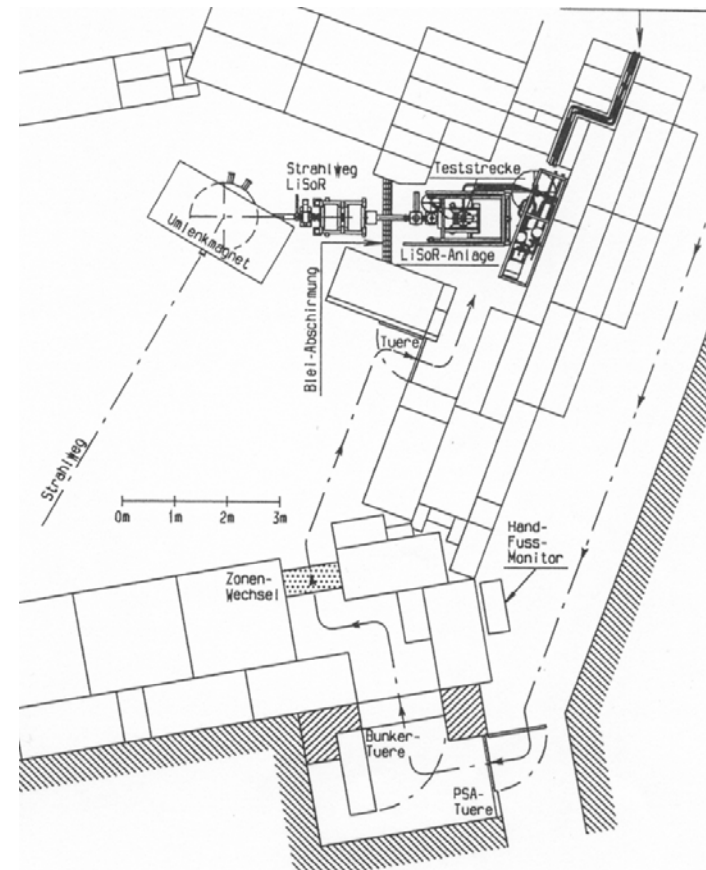
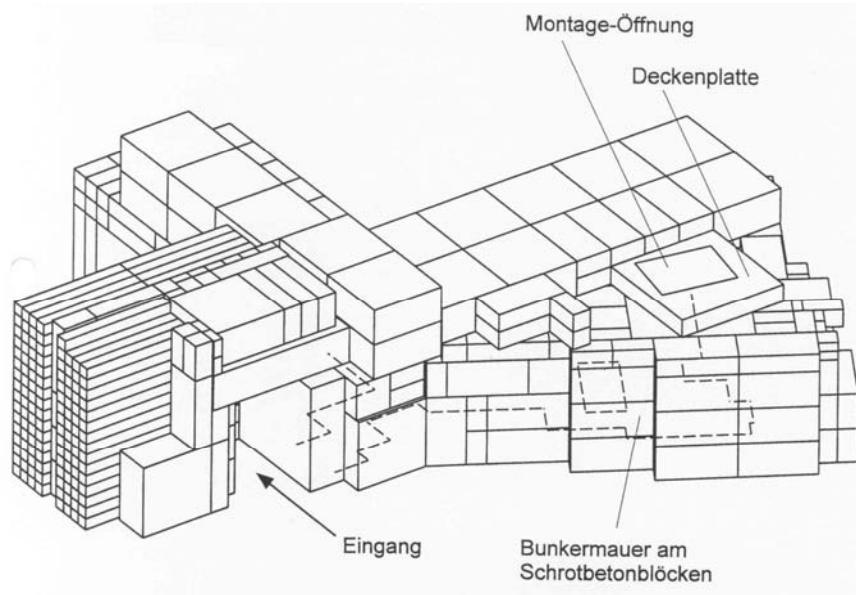
*Time structure:* The pulse repetition rate is 16.9 or 50.6 Mhz for 72 MeV protons. For operation at variable energy frequencies between 4.7 and 16.9 Mhz are used. Particles with energy between 5 and 72 MeV/amu are accelerated in the first harmonic mode. The third harmonic mode is suitable for particles with  $E/A < 7.5 \text{ MeV/amu}$ . The FWHM of the pulse is about 200 HF. It can be reduced down to 60 at the cost of the intensity.

*Pulsed beams:* Single pulse selection is achieved by a fast external deflector. Beams with selection factors of 1/2 to 1/20 have been routinely produced. Slow pulsing (rise time limit: 200 ms) of the polarized beam is available also. Further schemes might become available on request.


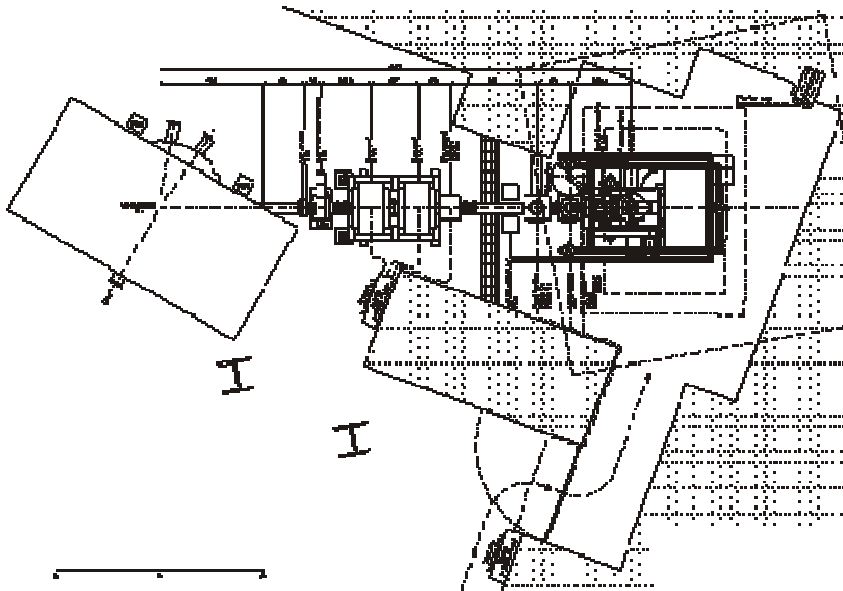




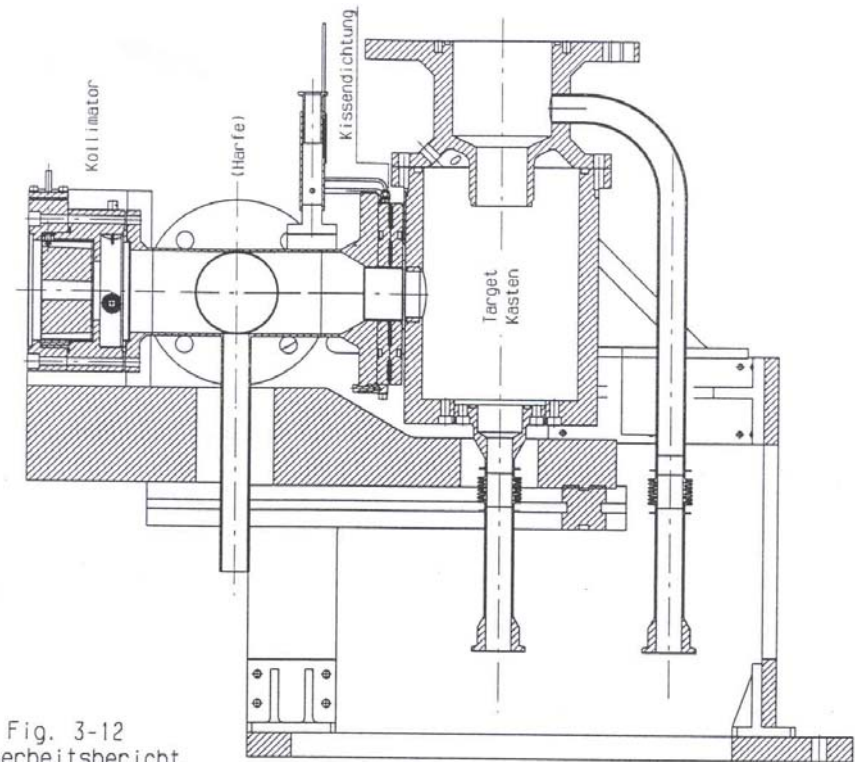
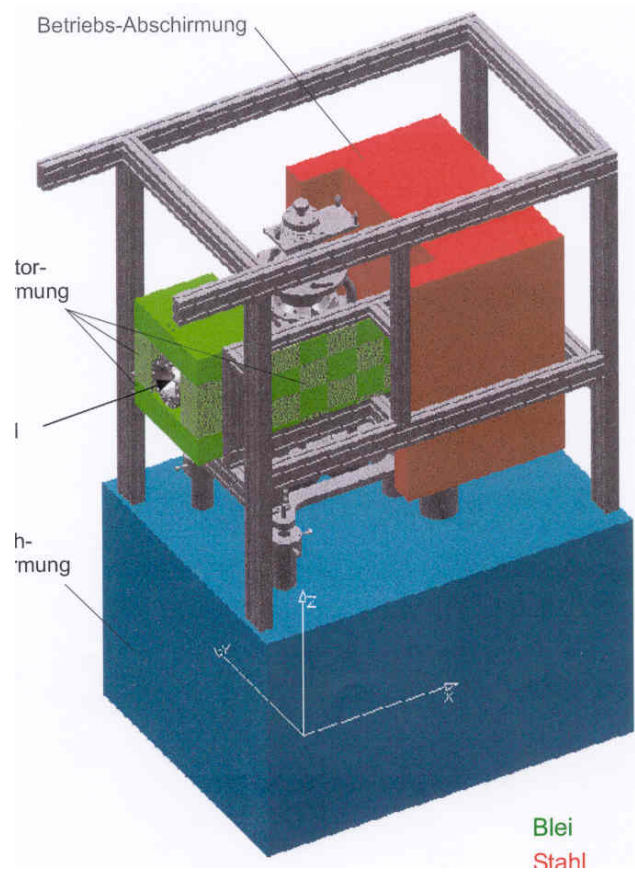
# LISOR facility



# LISOR facility



# LISOR facility





## 1st year planning

- CFD modelling of the reference design using CFX4 with special free surface capabilities developed at PSI. Results on flow field and temperature distribution in the mercury as well as the bounding structure.
- Parameter studies
- Integration of the design geometry and the CFD results into ANSYS. Modelling of the thermo-mechanical behaviour of the bounding structures for normal operating conditions. Optimisation of design.
- If resources and time available, first attempts of modelling of transients (if not → next period).

Work completed by 12/2005, report by 3/2006.

## 1st year planning

- Definition of reference design (window, windowless) and reference boundary conditions for the target
- Modelling of the target reference design and nuclear calculations using FLUKA or MCNPX. Main issues are energy deposition, n-flux distribution, spallation products production. The results serve as input for CFD and FEM analysis.
- Parameter studies

# Capabilities and Experience

- Nuclear calculations
- CFD and FEM modelling
- Target design and operation
- Analysis of irradiated materials

LISOR experiment

MEGAPIE target design

SINQ operation

## Planning 1st Year

- Nuclear calculation for the design given by CERN in view of energy deposition, activation and dose rates.
- Definition of the necessary modifications of the infrastructure to allow the irradiation in the LISOR facility
- Establishment of a safety, handling procedures and transfer to hotlab specifications for the experiments and start licensing activities.

Work completed by 12/2005, report by 3/2006.

Start of work 1.4.2005



# Capabilities and Experience

- Nuclear calculations
- CFD and FEM modelling
- Target design and operation
- Analysis of irradiated materials

LISOR experiment

MEGAPIE target design

SINQ operation